





Big Man Chair



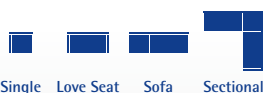
Rocker

Heavy-duty construction for superior performance

Key Features & Benefits

- Heavy-duty design allows up to 300 lb. occupant capacity
- Universal frame will interchange with zero-wall and glider recliner
- Elevated mid-Ottoman brackets for added leg support and compliance with Consumer Products Safety Commission standards
- 1-5/8" taller Rocker Base allows higher seat-height capabilities
- High-strength steel in key locations with added embosses for strength and durability
- Elevated footrest height for better circulation, and comfort
- Engineered bushings and washers in all pivot locations for quiet, smooth operation and long life
- Direct-drive activation synchronizes right and left sides for easy opening and closing
- Optional steel seat foundation increases stability of frame and mechanism
- Wide-stance construction provides greater side-to-side stability
- Steel rocker base provides rigid structural integrity
- Articulating mid-Ottoman offers more leg support
- Endures a 25,000-cycle lift test at 300 lb. test weight
- Long Life™ mechanism has been field-tested and proven by L&P's testing facility

Seating Applications



Sitting position



TV position



Full-recline position

