





G-30



Standard G-30 recliner mechanism

High-Leg, Mid-Leg, and Low-Leg Mechanism

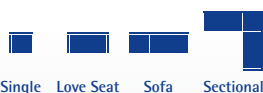


Key Features & Benefits

- All-new, three-way push-on-the-arms mechanism for chairs with style
- Rigid, dependable frame construction with steel chassis, available in 22", 23", 24", and 25" widths
- Excellent extension and elevation
- Clean profile linkage
- High-leg, mid-leg, and low-leg applications
- Available with flipper for high-leg applications
- Optional K.D. Back System for easy back removal and handling
- Maintains a tight back and Ottoman in the Closed, TV, and Full-recline positions
- Long Life™ mechanism
- Smooth operation – easy to open and close
- Available in Manual or Power
- Tested at 40% greater weight capacity* – 350 lbs.

*Compared to previous models

Seating Applications



Sitting position



TV position



Full-recline position

