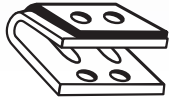




no-sag Furniture Clips

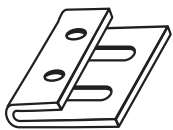
Seat Clips



S CLIP – The standard squeak-proof clip for use with staple guns. All staple gun manufacturers supply a magnet that positions the clip for stapling to the frame. A second staple closes and seals the clip.



KWIK CLIP – The fastest clip available. Kwik Clips are attached like S Clips BUT they need no closing or second staple. Just hook in your springs and your springing job is done. Saves time, staples – lowers cost.



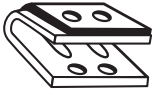

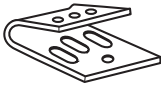

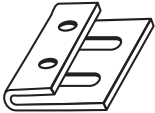
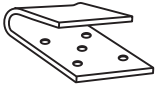

HDS CLIP – .042" x 7/8" stock, lined. Used with staples. Heavy-duty version of EKS clip for extreme holding power.



HP CLIP – Paper-lined clip attached with staples. Clip is stapled to the top of the rail and does not need to be closed after spring is installed.



EK CLIP – Standard paper-lined clip used with nails.

Prod. Code	Description	u/m	Ctn. Qty.	Steel Thickness and Width	Comments	Use Notes
 380055	Clips S	EA	5,000	0.032" x 3/4"	Overhanging lining	.032" x 3/4" for staples, same purpose as ECO-S
 385069	Clips ECO-S	EA	5,000	0.032" x 7/8"	Radius edges	.032" x 7/8" clip for staples, same purpose as S Clip
 385070	Clips EK	EA	5,000	0.032" x 7/8"	Radius edges	Similar to ECOS except for nails
 380027	Clips KWIK	EA	5,000	0.032" x 3/4"	Overhanging lining	Low-cost installation, similar to S clip but no need for closing or second staple
 385004	Clips HDS	EA	3,000	0.044" x 7/8"	Radius edges	Heavy-duty version of the ECO-S
 385019	Clips VLE	EA	4,000	0.044" x 7/8"	Radius edges	Heavy-duty, 5-hole pattern for nail, rivet, or staples
 385005	Clips HP	EA	4,000	0.044" x 7/8"	Radius edges	Snap-in clip for 8 ga

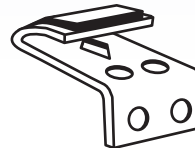


no-sag® Furniture Clips

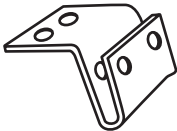
Over-the-Rail Clips



RJ and CLIPS – Single, hook-back drop clips. The spring is mounted inside and just below the level of the seat base, which results in a flatter platform for low-profile furniture. Also ideal when a molding is mounted on the front rail. Use RJ clips for 4/4 rails.



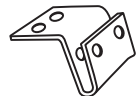
HB KWIK – This hook-back, one-staple clip is hooked over the outside of the frame. One staple, either on the top of the frame or on the outside, does the job. Needs no second staple.



M CLIP – .044" x 7/8" stock, lined. Use with staples. For installations where extra-heavy springs are used and extreme holding power is needed.




GS CLIP – This hook-back clip is hooked over the outside of the frame. Use this like an HB Kwik Clip where the clip is accessible for closing. Needs no second staple. Also use them to drop springs 1" below the rail.



Prod. Code	Description	u/m	Ctn. Qty.	Steel Thickness and Width	Comments	Use Notes
385002	Clips G	EA	3,000	0.032" x 7/8"	Radius edges	Over-the-rail clip for staples, same as M-Clip but lighter
380026	Clips GS	EA	3,500	0.032" x 3/4"	Overhanging lining	Over-the-rail clip, but with overhanging liner
385006	Clips M	EA	3,000	0.044" x 7/8"	Radius edges	Over-the-rail clip for staples, same as G-Clip but heavier
380028	Clips HB KWIK	EA	4,000	0.032" x 3/4"	Overhanging lining	Similar to KWIK but for over-the-edge application, one staple – no closing
385072	Clips RJS	EA	2,000	0.044" x 7/8"	Radius edges	For over 4/4 rail, drop-down clip for 8 ga spring w/ snap fit
380031	Clips RJ	EA	2,500	0.044" x 3/4"	Overhanging lining	For over 7/8 rail, drop-down clip for 8 ga spring w/ snap fit but 3/4" width steel
380177	S Bracket long	EA	2,000	0.044" x 7/8"	Radius edges	For 6 ga drop-in unit
380023	Clips JSB	EA	2,500	0.044" x 7/8"		Heavy-gauge, seat, over-the-rail, snap fit for 7-1/2 ga

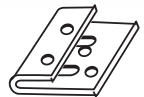


no-sag Furniture Clips




APBS – Paper-lined clip attached with staples. Designed for the lighter-gauge springs as used in backs.

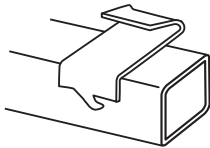
Back Clips



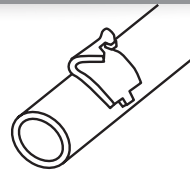
Prod. Code	Description	u/m	Ctn. Qty.	Steel Thickness and Width	Comments	Use Notes
385068	Clips APBS	EA	9,000	0.023" x 7/8"	Radius edges	Lightweight clip for back springs
385015	Clips RJT	EA	10,000	0.032" x 7/8"	Radius edges	For snap fit of 11 ga
380002	Bracket J	EA	5,000	0.044" x 7/8"		Heavy-gauge, seat nails, snap fit



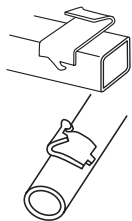
Clips for Steel Tubing or Angle Iron



ME-L .044" x 7/8" stock. Used for angle iron or square tube. Fastened to frame by inserting lug into 1/4" hole drilled or punched 1/2" from edge. Heavy steel will hold spring securely after closing.

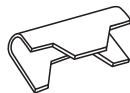


MT – .044" x 7/8" stock, for round tubular frames. Lug is inserted into 1/4" hole. Special order only.

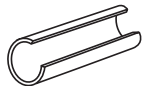


Prod. Code	Description	u/m	Ctn. Qty.	Steel Thickness and Width	Comments	Use Notes
380287	Clips ME-L	EA	3,500	0.044" x 3/4"	Radius edges	For 1" sq. tubing or angle iron, tang slips into punched hole
380108	Clips MT	EA	3,500	0.044" x 7/8"	Radius edges	For 1" round tube, tang slips into punched hole

Border Wire or Wire-to-Wire Clips



Prod. Code	Description	u/m	Ctn. Qty.	Steel Thickness and Width	Comments	Use Notes
385017	Clips seat edge	EA	8,000	0.032" x 1-1/8"		1-1/8 wide border-wire clip, lined, designed for hand closure
385074	Clips BW large 7/8	EA	5,000	0.032" x 7/8"		Border-wire clip for large wires – lined. Max closing capacity is two 8 ga wires
380210	Clips wire	EA	3,500	13 ga x 1-1/16"		





no-sag Furniture Clips

Links

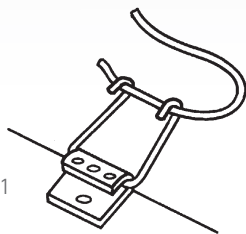


Figure 1

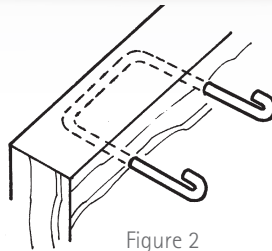


Figure 2

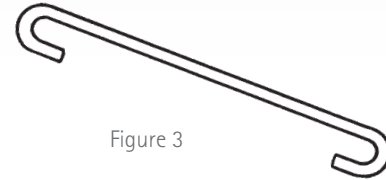


Figure 3

Hinge Links

Moving pivot makes higher arc up to 2-1/2" possible, creating greater resilience and depth (figure 1). Allow for length of hinge link in determining length of No-Sag. Hinge links can also be used for anchoring springs below edge of rail for a flat seat with full No-Sag comfort (figure 2). Hinge links on the back rail attached to a double-bend sinuous spring offer the most comfortable and functional seating for recliners.

Connecting Links

For use as low-cost ties between No-Sag springs in seat and back construction. The additional support created between the springs makes possible the selection of half- to a full-gauge lighter spring. Use helicals to connect outside rows of No-Sag springs to rails.

Standard sizes are 1" to 6" in 1/8" increments. All links 1-1/2" and longer available on paper strips to prevent tangling.

SuperFlex™ Open Hinge Links

Prod Code.	Length	Description
380040	1-1/16"	SuperFlex™ Open-end hinge link
380172	1-1/4"	SuperFlex™ Open-end hinge link
380082	1-7/16"	SuperFlex™ Open-end hinge link
380116	1-5/8"	SuperFlex™ Open-end hinge link
380126	1-13/16"	SuperFlex™ Open-end hinge link
380317	2-1/16"	SuperFlex™ Open-end hinge link
380348	2-5/16"	SuperFlex™ Open-end hinge link

Connecting Links (Plain)

Prod Code.	Length	Description
385028	1-1/2"	Connecting link 13.5 ga reg.
380508	2"	Connecting link 13.5 ga reg.
380512	2-3/8"	Connecting link 13.5 ga reg.
380509	2-1/2"	Connecting link 13.5 ga reg.
380513	2-5/8"	Connecting link 13.5 ga reg.
380511	2-3/4"	Connecting link 13.5 ga reg.
380268	2-7/8"	Connecting link 12.5 ga reg.
380514	2-7/8"	Connecting link 13.5 ga reg.
380515	3"	Connecting link 13.5 ga reg.
380063	3-1/8"	Connecting link 13.5 ga reg.
385037	3-1/4"	Connecting link 13.5 ga reg.
380516	3-5/16"	Connecting link 13.5 ga reg.

Connecting Links (Galvanized)

Prod Code.	Length	Description
380194	1-1/2"	Connecting Link 11 ga galv.
380274	1-3/4"	Connecting Link 13 ga galv.
380278	2"	Connecting Link 13 ga galv.
380198	2-1/8"	Connecting Link 11 ga galv.
385053	2-1/2"	Connecting Link 13 ga galv.
380305	2-3/8"	Connecting Link 12 ga galv.
385055	3-3/8"	Connecting Link 13 ga galv.